



Municipal Market Update

January 2025 Monthly Report



MARKET COMMENTARY

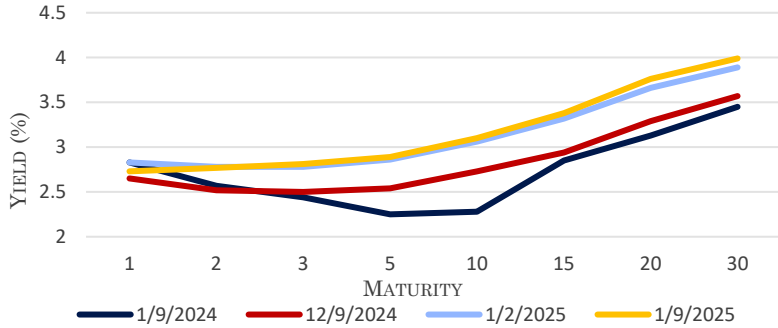
Over the past few years, the economy and the job market have shown surprising resilience. While, inflation has dropped from a peak of 9.1% in June 2022 to 2.7% in November 2024, consumer spending surged 3.7% in the third quarter. Fourth quarter numbers are not available, but are expected to remain strong given robust holiday spending. These factors provided support for the Federal Reserves decision to cut rates late in CY 2024.

Recent jobs data shows far more jobs were added than expected aiding to the drop in the unemployment rate to 4.1%. With this, the above-mentioned inflation rate and the potential effects of the new administrations predicted tariffs and immigration policies, the market now expects the Federal Reserve will wait until June to make a rate cut. This cut may potentially be the one and only cut in 2025.

Treasury yields have gained over the past month with the yield on the 10-year to over 4.75% from a low of 3.65% in September. While increased interest rates make it more expensive for companies and households to borrow, over the past year companies have continued to hire. When combined with consistent consumer spending economic output has remained strong. The U.S. gross domestic product has expanded at an annual pace of 3% or more over four of the last five quarters.

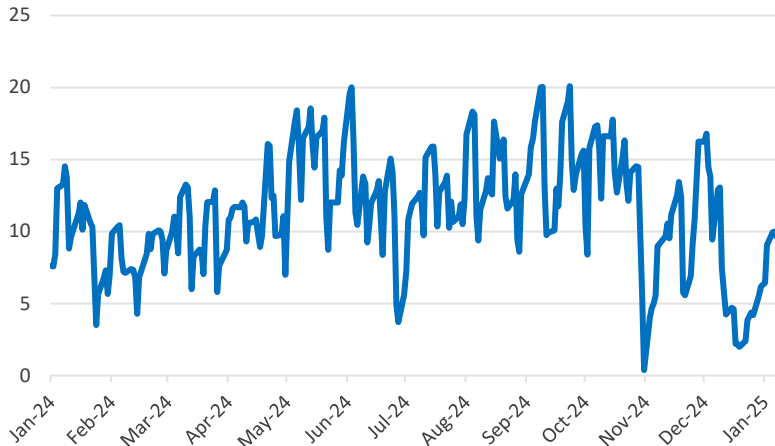
CURRENT MARKET DATA

AAA GO YIELD COMPARISON

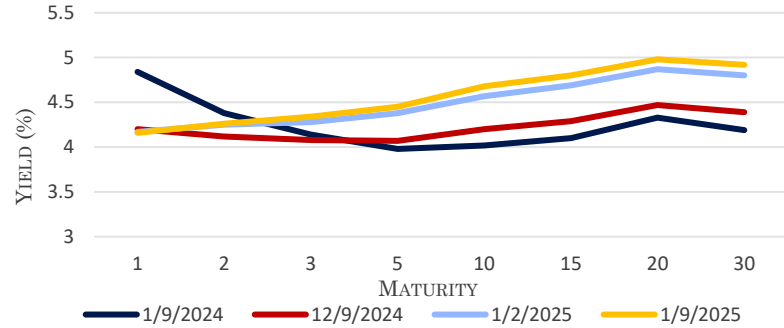


AAA Rated GO	AAA GO Yields (%)				5 day chg. (bps)	1 mo. chg. (bps)	YTD chg. (bps)
	1/9/2025	1/2/2025	12/9/2024	1/9/2024			
1 yr AAA GO	2.73	2.83	2.65	2.83	(0.10)	0.08	(0.10)
5 yr AAA GO	2.89	2.86	2.54	2.25	0.03	0.35	0.64
10 yr AAA GO	3.10	3.06	2.73	2.28	0.04	0.37	0.82
20 yr AAA GO	3.76	3.66	3.29	3.13	0.10	0.47	0.63

30-DAY VISIBLE SUPPLY (BILLIONS)

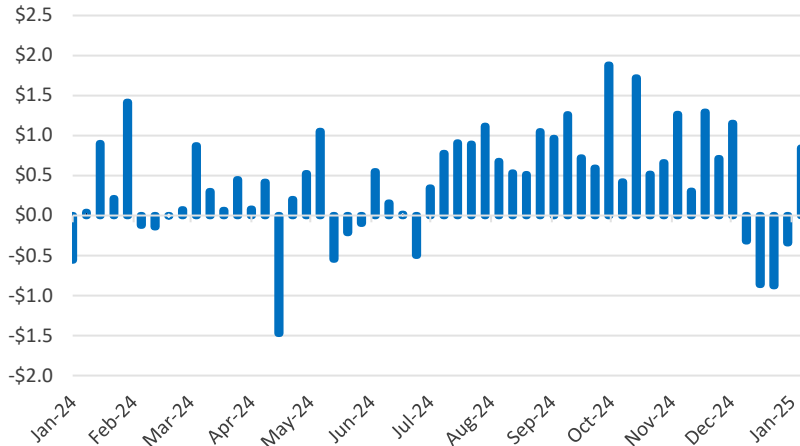


TREASURY YIELDS



Treasury	Treasury Yields (%)				5 day chg. (bps)	1 mo. chg. (bps)	YTD chg. (bps)
	1/9/2025	1/2/2025	12/9/2024	1/9/2024			
1 yr Treasury	4.16	4.17	4.20	4.84	(0.01)	(0.04)	(0.68)
5 yr Treasury	4.45	4.38	4.07	3.98	0.07	0.38	0.47
10 yr Treasury	4.68	4.57	4.20	4.02	0.11	0.48	0.66
30 yr Treasury	4.92	4.80	4.39	4.19	0.12	0.53	0.73

MUNICIPAL BOND FUND FLOWS (BILLIONS)



MUNISTAT RECENT SALES

Bond Transactions

Connecticut Transactions

Sale Date	Issuer	Rating	Par Amount	Final Maturity	Type	Average Life	TIC
12/5/2024	T/O Madison	Aaa	\$25,715,000	12/15/2044	Competitive	12.206	3.36%

New York Transactions

Sale Date	Issuer	Rating	Par Amount	Final Maturity	Type	Average Life	TIC
11/14/2024	New Hampton FD	N/R	\$200,000	5/15/2027	Competitive	1.472	3.46%
11/19/2024	T/O Riverhead	Aa2	\$4,975,000	12/1/2039	Competitive	8.506	3.46%
11/20/2024	T/O Babylon	Aaa	\$12,213,000	12/1/2039	Competitive	8.889	3.19%
11/21/2024	T/O Clarkstown	AA	\$32,421,360	11/15/2044	Competitive	9.608	3.24%
11/21/2024	Cronomer Valley FD	N/R	\$950,000	12/1/2034	Competitive	5.864	3.98%

Note Transactions

Connecticut Transactions

Sale Date	Issuer	Rating	Par Amount	Final Maturity	Type	Term	NIC
11/19/2024	T/O East Haddam	SP-1+	\$4,370,000	6/3/2025	Competitive	89 Days	3.26%
12/5/2024	T/O Madison	MIG-1	\$30,000,000	12/18/2025	Competitive	359 Days	2.80%

New York Transactions

Sale Date	Issuer	Rating	Par Amount	Final Maturity	Type	Term	NIC
11/5/2024	East Quogue UFSD - TAN	N/R	\$5,000,000	6/24/2025	Competitive	215 Days	3.25%
11/7/2024	T/O Highlands	N/R	\$4,000,000	11/20/2025	Competitive	360 Days	3.72%
11/7/2024	V/O Monroe	N/R	\$6,155,000	11/19/2025	Competitive	360 Days	3.45%
11/7/2024	Terryville FD	N/R	\$11,300,000	11/21/2025	Competitive	360 Days	4.25%
11/7/2024	Southold UFSD - TAN	N/R	\$4,000,000	6/26/2025	Competitive	217 Days	3.48%
11/19/2024	C/O Watervliet	N/R	\$2,715,000	11/26/2025	Competitive	359 Days	3.58%
12/4/2024	T/O Hempstead	N/R	\$22,162,712	12/18/2025	Competitive	360 Days	3.32%
12/10/2024	V/O Ocean Beach	N/R	\$6,500,000	12/19/2025	Competitive	360 Days	3.21%
12/11/2024	T/O Phillipstown - Series C	N/R	\$125,500	12/19/2025	Competitive	360 Days	4.25%
12/17/2024	T/O Monroe - Series B Taxable	N/R	\$130,000	12/19/2025	Competitive	352 Days	5.57%
12/19/2024	T/O Clarkstown - Taxable	N/R	\$4,080,000	1/9/2026	Competitive	360 Days	4.80%

MUNISTAT SERVICES, INC.

Munistat, established in 1977, is one of the longest tenured independent municipal advisory firms in the Country. With offices in Port Jefferson Station, NY and Madison, CT, we offer our services to municipalities, school districts and other not-for-profit organizations specializing in capital planning and the sale of bonds, notes, leases and cash flow borrowings to the investor community.

We are a SEC and MSRB registered municipal advisory firm and not affiliated with any investment banking firm or other financial institution. Munistat was one of the first members of the National Association of Independent Public Finance Advisors (now “NAMA”) and has been instrumental in developing and promoting the professional and ethical standards of the industry.

We currently service over 200 units of government acting as municipal advisor on borrowings as well as dissemination agent on continuing disclosure obligations. In 2024, we advised on approximately \$3.1 billion in par value and were ranked as **the #8 municipal advisor in the Country** by number of transactions.

CONTACT INFORMATION

NEW YORK OFFICE

Munistat Services, Inc.

12 Roosevelt Avenue

Port Jefferson, NY 11776

Phone: 631-331-8888

CONNECTICUT OFFICE

Munistat Services, Inc.

129 Samson Rock Drive, Suite A

Madison, CT 06443

Phone: 203-421-2880

Website: www.munistat.com

