



# Municipal Market Update

September 2024 Monthly Report



# MARKET COMMENTARY

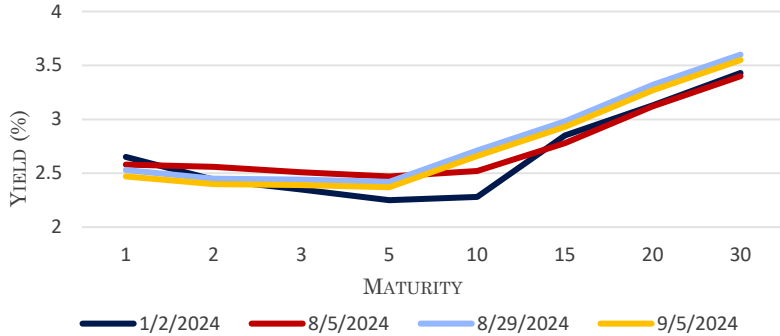
The Federal Chair Powell's speech at the annual Jackson Hole Symposium signaled a clear desire for the FOMC to begin reducing its policy rate at the September meeting. The market expects Fed officials to lower rates several times this year, first at the meeting later this month and then at the remaining meetings in November and December. However, the size of the first cut is still an open question and as a result the FOMC meeting on September 17-18 will be closely monitored for clues about the central bank's broader strategy.

U.S. job growth was weak in August while June and July payrolls were revised lower. While this leaves the Fed on track to cut rates this month it remains unclear if they will cut rates 25 or 50 basis points (bps). There is still a disconnect between market expectations and the Fed's public statements on how quickly the Fed will reduce rates. That could make for a volatile 4<sup>th</sup> quarter.

New issuance in the municipal bond market continued to be robust in August and demand has remained strong. As a result, the 2 year, 5 year, 10 year and 20 year benchmark muni rates have dropped 44 bps, 35 bps, 13 bps and 10 bps, respectively. This was the highest August volume on record. Inflows to bond funds continued for the 9<sup>th</sup> consecutive week.

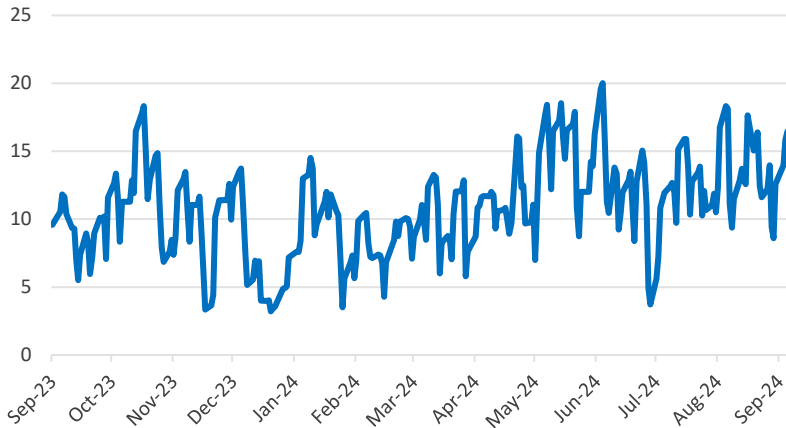
# CURRENT MARKET DATA

## AAA GO YIELD COMPARISON

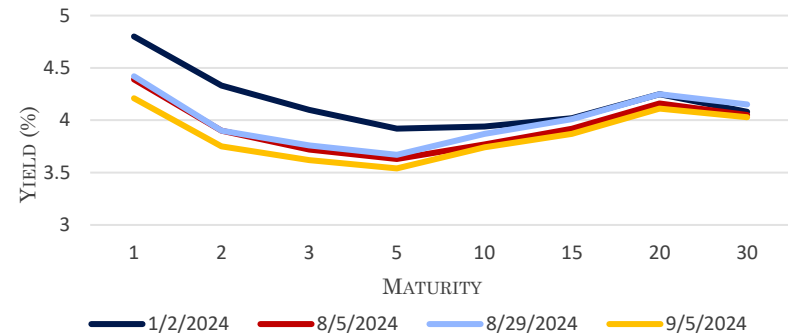


AAA Rated GO	AAA GO Yields (%)				5 day chg. (bps)	1 mo. chg. (bps)	YTD chg. (bps)
	9/5/2024	8/29/2024	8/5/2024	1/2/2024			
1 yr AAA GO	2.47	2.53	2.58	2.65	(0.06)	(0.11)	(0.18)
5 yr AAA GO	2.37	2.42	2.47	2.25	(0.05)	(0.10)	0.12
10 yr AAA GO	2.66	2.71	2.52	2.28	(0.05)	0.14	0.38
20 yr AAA GO	3.27	3.32	3.12	3.13	(0.05)	0.15	0.14

## 30-DAY VISIBLE SUPPLY (BILLIONS)

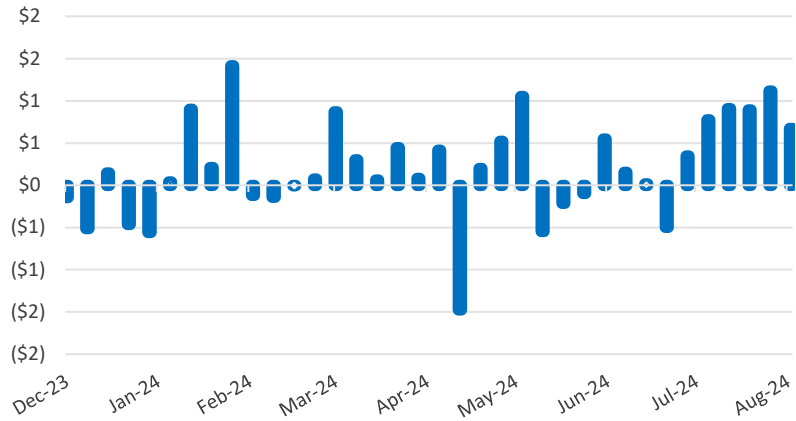


## TREASURY YIELDS



	Treasury Yields (%)				5 day chg. (bps)	1 mo. chg. (bps)	YTD chg. (bps)
	9/5/2024	8/29/2024	8/5/2024	1/2/2024			
1 yr Treasury	4.21	4.42	4.39	4.80	(0.21)	(0.18)	(0.59)
5 yr Treasury	3.54	3.67	3.63	3.92	(0.13)	(0.09)	(0.38)
10 yr Treasury	3.74	3.87	3.77	3.94	(0.13)	(0.03)	(0.20)
30 yr Treasury	4.03	4.15	4.05	4.08	(0.12)	(0.02)	(0.05)

## MUNICIPAL BOND FUND FLOWS (BILLIONS)



# MUNISTAT RECENT SALES

## Bond Transactions

### Connecticut Transactions

Sale Date	Issuer	Rating	Par Amount	Final Maturity	Type	Average Life	TIC
8/1/2024	Regional School District 18	AA+	\$17,335,000*	11/15/2044	Competitive	10.739	3.29%
8/8/2024	Metropolitan District (MDC)	Aa2/AA	\$82,080,000*	8/1/2044	Competitive	11.854	3.50%
8/8/2024	Metropolitan District (MDC)	Aa2/AA	\$21,860,000*	8/1/2034	Competitive	5.491	2.52%

### New York Transactions

Sale Date	Issuer	Rating	Par Amount	Final Maturity	Type	Average Life	TIC
8/1/2024	V/O Islandia	N/R	\$700,000	8/15/2029	Competitive	3.000	3.98% **
8/7/2024	T/O Huntington	Aaa	\$23,935,000*	8/15/2039	Competitive	8.711	3.07%
8/22/2024	T/O Brookhaven	Aaa	\$51,300,000*	2/1/2028	Competitive	1.642	2.40%

## Note Transactions

### Connecticut Transactions

Sale Date	Issuer	Rating	Par Amount	Final Maturity	Type	Term	NIC
8/1/2024	Regional School District 18	SP-1+	\$15,140,000	8/14/2025	Competitive	359 Days	3.26%
8/13/2024	T/O Bolton	N/R	\$630,000	8/27/2025	Competitive	359 Days	3.92%

### New York Transactions

Sale Date	Issuer	Rating	Par Amount	Final Maturity	Type	Term	NIC
8/1/2024	Three Village CSD - TAN	MIG-1	\$52,500,000	6/24/2025	Competitive	302 Days	3.24%
8/1/2024	T/O Riverhead	N/R	\$2,800,000	8/15/2025	Competitive	360 Days	3.67%
8/6/2024	T/O New Paltz	N/R	\$4,000,000	8/20/2025	Competitive	360 Days	3.24%
8/6/2024	Seaford UFSD - TAN	N/R	\$6,000,000	6/25/2025	Competitive	297 Days	3.21%
8/7/2024	T/O Huntington	MIG-1	\$5,560,000	8/21/2025	Competitive	360 Days	3.07%
8/8/2024	C/O Peekskill	N/R	\$1,550,000	8/22/2025	Competitive	360 Days	3.46%
8/8/2024	Rockville Centre UFSD - TAN	N/R	\$12,500,000	6/25/2025	Competitive	304 Days	3.23%
8/13/2024	Miller Place UFSD - TAN	N/R	\$12,000,000	6/24/2025	Competitive	295 Days	3.18%
8/14/2024	Middle Country CSD - TAN	N/R	\$43,500,000	6/24/2025	Competitive	295 Days	3.08%
8/14/2024	Deer Park UFSD - TAN	N/R	\$20,000,000	6/24/2025	Competitive	296 Days	3.09%
8/15/2024	Bridghampton UFSD - TAN	N/R	\$4,900,000	6/24/2025	Competitive	295 Days	3.43%
8/20/2024	Rocky Point UFSD - TAN	N/R	\$4,000,000	6/24/2025	Competitive	295 Days	3.48%
8/22/2024	Riverhead CSD - TAN A	N/R	\$10,000,000	2/6/2025	Competitive	151 Days	3.35%
8/22/2024	Riverhead CSD - TAN B	N/R	\$18,000,000	6/25/2025	Competitive	290 Days	3.21%
8/22/2024	Riverhead CSD - BAN B	N/R	\$1,560,000	9/5/2025	Competitive	360 Days	3.69%
8/27/2024	Patchogue-Medford UFSD - TAN	N/R	\$48,000,000	6/24/2025	Competitive	283 Days	3.23%
8/28/2024	V/O Maybrook	N/R	\$1,400,000	9/11/2025	Competitive	360 Days	3.94%
8/28/2024	Northport-E. Northport UFSD - TAN	N/R	\$35,500,000	6/24/2025	Competitive	282 Days	3.15%
8/28/2024	Syosset CSD - TAN	N/R	\$20,000,000	6/24/2025	Competitive	282 Days	3.15%
8/29/2024	V/O Ossining	MIG-1	\$49,532,915	9/18/2025	Competitive	360 Days	3.04%
8/29/2024	V/O New Paltz	N/R	\$3,855,000	6/25/2024	Competitive	360 Days	3.42%
8/29/2024	V/O Nyack	N/R	\$2,960,000	2/21/2025	Competitive	159 Days	3.86%

\*Resized

\*\*Net Interest Cost

# MUNISTAT SERVICES, INC.

Munistat, established in 1977, is one of the longest tenured independent municipal advisory firms in the Country. With offices in Port Jefferson Station, NY and Madison, CT, we offer our services to municipalities, school districts and other not-for-profit organizations specializing in capital planning and the sale of bonds, notes, leases and cash flow borrowings to the investor community.

We are a SEC and MSRB registered municipal advisory firm and not affiliated with any investment banking firm or other financial institution. Munistat was one of the first members of the National Association of Independent Public Finance Advisors (now “NAMA”) and has been instrumental in developing and promoting the professional and ethical standards of the industry.

We currently service over 200 units of government acting as municipal advisor on borrowings as well as dissemination agent on continuing disclosure obligations. In 2023, we advised on approximately \$2.4 billion in par value and were ranked as **the #9 municipal advisor in the Country** by number of transactions.

## CONTACT INFORMATION

### NEW YORK OFFICE

Munistat Services, Inc.

12 Roosevelt Avenue

Port Jefferson, NY 11776

Phone: 631-331-8888

### CONNECTICUT OFFICE

Munistat Services, Inc.

129 Samson Rock Drive, Suite A

Madison, CT 06443

Phone: 203-421-2880

Website: [www.munistat.com](http://www.munistat.com)

